

180 DAYS OF ENGLISH

WORKBOOK
A



READING COMPREHENSION • VOCABULARY AND GRAMMAR
WRITING PRACTICE • LANGUAGE DEVELOPMENT

JRP
JUST REWARDS PUBLICATIONS

Image Credits

Cover, Maple Lam p. 36, 72 Flickr; p. 60 iStock/elizabethoneillphotography.com; p.120 Flickr; p. 216 Bridgeman;
all other images Shutterstock

Author: Suzanne Barchers

Editor: Niamh O'Carroll (O'Carroll Editorial)

Design: Audrey Kavanagh

Just Rewards Publications

Letterkenny
Co. Donegal

www.justrewards.ie

© Just Rewards 2021

First published in 2013 by Shell Education Publishing

ISBN 978-1-9997105-7-6

Titles available in this series:

180 Days of English – Book A

180 Days of English – Book B

180 Days of English – Book C

180 Days of English – Book D


180 Days of English – Book E

180 Days of English – Book F

180 Days of English – Book G

All rights reserved. No part of this publications may be copied, reproduced or transmitted in any form or by any means, without the written permission of the publishers or else under the terms of any licence permitting limited copying issued by the Irish Copyright Licensing Association.

■ Match the words to the pictures.



cat bat sat

1. sat



2. bat



3. cat




■ Circle the word for the picture.
Write the word.



rat hat



■ Match the words to the pictures.



hat pat fat

1. pat



2. hat




3. fat



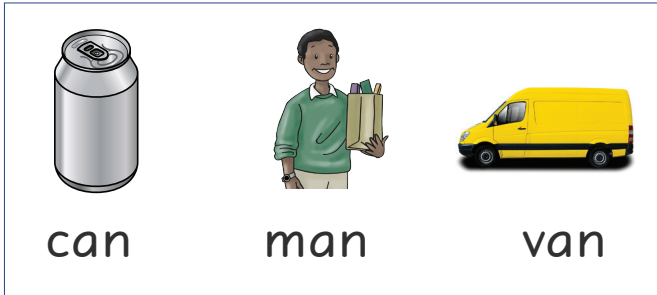
■ Circle the word for the picture.
Write the word.



cat mat



■ Match the words to the pictures.



can man van

1. van



2. can




3. man



■ Circle the word for the picture.


Write the word.



fan pan



■ Look and read.



The bat and the rat

A bat sat on a mat.

A rat sat on a mat.

A man sees them.

Oh no, a bat and a rat!

■ Circle the correct answer.

1. Who sees the bat?

- a a cat
- b Mam
- c a man

2. What did the rat do?

- a ran
- b sat
- c jab

3. Why is the man cross?

- a He does not like the bat and rat.
- b He likes the bat and rat.
- c He lost his hat.

4. Choose a new title?

- a The bat and the cat
- b Who is on the mat?
- c A man in a hat

■ Look and read. What happens next?
 Draw the next picture in the story.



A bat sat.



A bat has a hat.



A rat sat.

Blank area for drawing the next picture in the story.

■ Label your picture.

Blank lines for labeling the drawing.

